



Rotating cleaning nozzle »Whirly« Series 569

Series 569

Popular and proven: the design of the Whirly. It generates effective flat jets, offers various connection options and is available in a very wide range of flow rates. It is also available in an ATEX-approved version and in a range of versions with different spray angles.



Function video

Scan the QR-code or go to:
www.lechler.de/WhirlyGB

	Max. tank diameter [m]	0	1	2	3	4	5	6	7	8
--	-------------------------------	---	---	---	---	---	---	---	---	---



Materials

Stainless steel
316L SS, PEEK,
Rulon 641



Max. temperature

140 °C
90 °C ATEX version



Recommended operating pressure

2 bar



Installation

Operation in every direction is possible; in horizontal installation position no rotating until 2 bar, ATEX version only vertical use



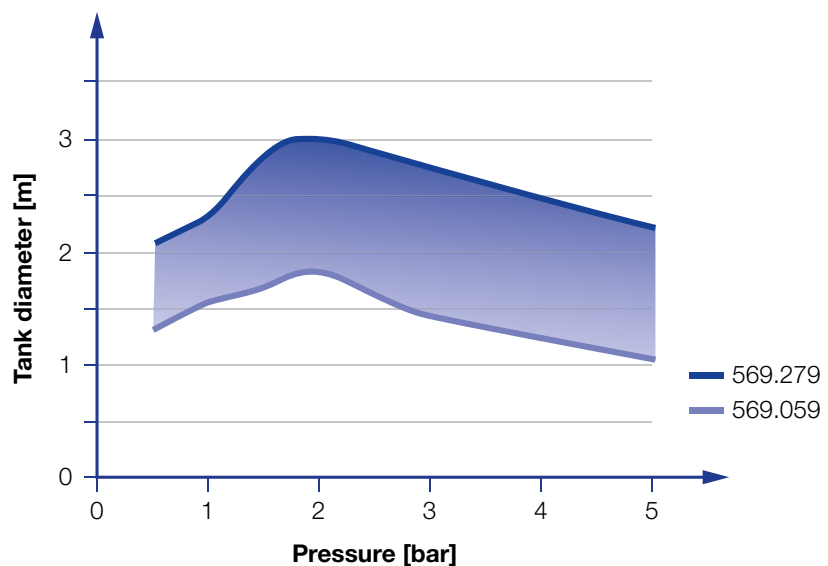
Filtration

Line strainer with a mesh size of 0.1 mm / 170 Mesh

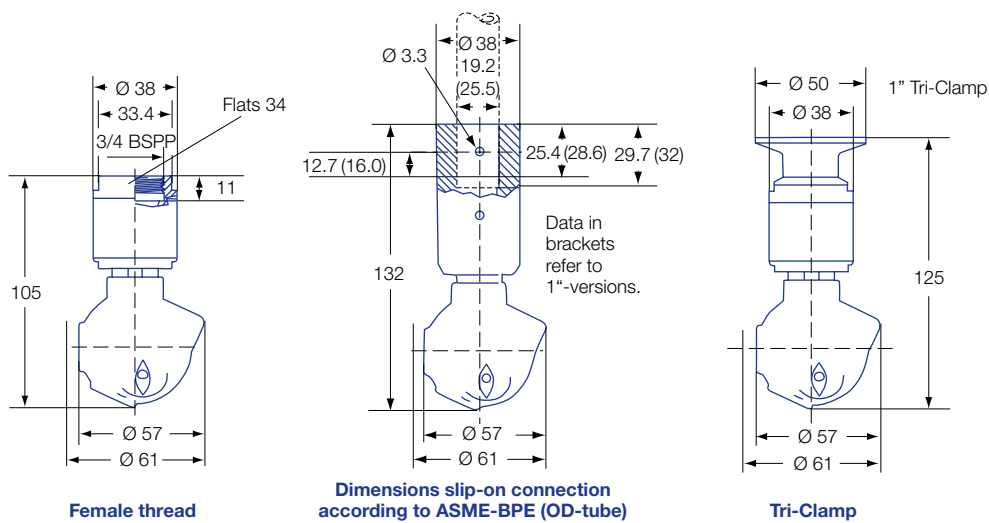






Bearing

Double ball bearing made of stainless steel



Overview of the tank diameter, depending upon the pressure of series 569



Spray angle 	Ordering no.					E Ø [mm]	V̇ [l/min]				Max. tank diameter [m]
	Type	Connection					p [bar] (p _{max} = 6 bar)				
		3/4 BSPP female	3/4" Slip-on	1" Slip-on	1" Tri-Clamp		1	2	3	at 40 psi [US gal./min]	
270° 	569.055.1Y	AL	TF07	TF10	10	3.6	36	48	62	15	1.8
	569.135.1Y	AL	TF07	TF10	10	4.8	52	71	87	22	2.1
	569.195.1Y	AL	TF07	TF10	10	5.6	69	97	119	30	2.6
270° 	569.056.1Y	AL	TF07	TF10	10	3.6	36	48	62	15	1.8
	569.106.1Y	AL	TF07	TF10	10	4.8	41	58	71	18	2.1
	569.196.1Y	AL	TF07	TF10	10	5.6	69	97	119	30	2.6
360° 	569.059.1Y	AL	TF07	TF10	10	3.2	36	48	62	15	1.8
	569.139.1Y	AL	TF07	TF10	10	3.6	52	71	87	22	2.1
	569.199.1Y	AL	TF07	TF10	10	4.8	69	97	119	30	2.6
	569.279.1Y	AL	TF07	TF10	10	7.1	103	145	178	45	3.0

E = Narrowest free cross-section · NPT on request

The maximum tank diameter shown above applies for the recommended operating pressure and is indicative only. The cleaning result is also affected by the type of soiling.



Information on operation

- Operation with compressed air only for short-term usage. Operation above the recommended operating pressure means higher wear and smaller droplets. This might have adverse effects on the cleaning result.


Slip-on information

- R-clip made of stainless steel 316L SS is included (Ordering no.: 095.022.1Y.50.60.E).
- Depending on diameter of the adapter the flow rate can increase due to leakage between connecting pipe and rotating cleaning nozzle.

Example of ordering with ATEX-approval.
FDA and (EC) 1935/2004 conform.
Only 3/4 thread connection and 3/4" Slip-on connection available with ATEX-approval.





Unit group / category / zones:
 II 1 GD c IIB T4 T 120 °C +5 °C ≤ Ta ≤ +90 °C
 for zone 0, 1, 2 (gas atmosphere)
 for zone 20, 21, 22 (dust atmosphere)



Example Type + Connection = Ordering no.
of Ordering: 569.055.1Y.XX.EX + AL = 569.055.1Y.AL.EX

Example of ordering with FDA and (EC) 1935/2004 conformity.

All Materials are suitable for contact with food.

Example Type + Connection = Ordering no.
of Ordering: 569.103.1Y.XX + AL = 569.103.1Y.AL

Attention: for the ATEX version of the 3/4" slip-on connection the code for the connection changes. Example of ordering slip-on connection: 569.055.1Y.TF.EX